





### Ordering information

Type	part no.
WT24-2X400	1040722

Other models and accessories → [www.sick.com/W24](http://www.sick.com/W24)

Illustration may differ



### Detailed technical data

#### Features

<b>Functional principle</b>	Photoelectric proximity sensor
<b>Functional principle detail</b>	Background suppression
<b>Dimensions (W x H x D)</b>	27 mm x 87.5 mm x 65 mm
<b>Housing design (light emission)</b>	Rectangular
<b>Sensing range max.</b>	40 mm ... 2,000 mm <sup>1)</sup>
<b>Sensing range</b>	100 mm ... 2,000 mm <sup>1)</sup>
<b>Type of light</b>	Infrared light
<b>Light source</b>	LED <sup>2)</sup>
<b>Light spot size (distance)</b>	Ø 50 mm (2,000 mm)
<b>Adjustment</b>	Potentiometer
<b>Special applications</b>	Explosive areas

<sup>1)</sup> Object with 90% remission (based on standard white, DIN 5033).

<sup>2)</sup> Average service life: 100,000 h at T<sub>J</sub> = +25 °C.

#### Mechanics/electronics

<b>Supply voltage U<sub>B</sub></b>	5 V DC ... 15.5 V DC
-------------------------------------	----------------------

<sup>1)</sup> May not fall below or exceed U<sub>V</sub> tolerances.

<sup>2)</sup> Signal transit time with resistive load.

<sup>3)</sup> With light/dark ratio 1:1.

<sup>4)</sup> A = V<sub>S</sub> connections reverse-polarity protected.

<sup>5)</sup> C = interference suppression.

<sup>6)</sup> Reference voltage: 50 V DC.

<sup>7)</sup> For connection to a separately certified intrinsically safe circuit only.

<b>Ripple</b>	< 0.4 V <sub>pp</sub> <sup>1)</sup>
<b>Switching output</b>	NAMUR
<b>Switching mode</b>	Light switching
<b>Response time</b>	≤ 10 ms <sup>2)</sup>
<b>Switching frequency</b>	50 Hz <sup>3)</sup>
<b>Connection type</b>	Male connector M12, 4-pin
<b>Circuit protection</b>	A <sup>4)</sup> C <sup>5)</sup>
<b>Protection class</b>	II <sup>6)</sup>
<b>Weight</b>	330 g
<b>Housing material</b>	Metal, zinc diecast
<b>Optics material</b>	Glass, glass
<b>Enclosure rating</b>	IP67
<b>Type approval certificate</b>	PTB 03 ATEX 2105
<b>Certificate (IECEX)</b>	IECEX PTB 14.0030
<b>ATEX marking</b>	ATEX II 2G Ex ia op is IIC T4 Gb according to directive 2014/34/EU
<b>Ex area category</b>	2G
<b>Input voltage U<sub>i</sub> max.</b>	15.5 V <sup>7)</sup>
<b>Input power P<sub>i</sub> max.</b>	100 mW <sup>7)</sup>
<b>Input current I<sub>i</sub> max.</b>	53 mA <sup>7)</sup>
<b>Internal capacitance C<sub>i</sub> max.</b>	80 nF <sup>7)</sup>
<b>Internal inductance L<sub>i</sub> max.</b>	0 μH <sup>7)</sup>
<b>Ambient operating temperature</b>	-20 °C ... +60 °C
<b>Ambient temperature, storage</b>	-25 °C ... +70 °C

<sup>1)</sup> May not fall below or exceed U<sub>y</sub> tolerances.

<sup>2)</sup> Signal transit time with resistive load.

<sup>3)</sup> With light/dark ratio 1:1.

<sup>4)</sup> A = V<sub>S</sub> connections reverse-polarity protected.

<sup>5)</sup> C = interference suppression.

<sup>6)</sup> Reference voltage: 50 V DC.

<sup>7)</sup> For connection to a separately certified intrinsically safe circuit only.

### Safety-related parameters

<b>MTTF<sub>D</sub></b>	227 years
<b>DC<sub>avg</sub></b>	0 %
<b>T<sub>M</sub> (mission time)</b>	20 years

### Certificates


<b>EU declaration of conformity</b>	✓
<b>UK declaration of conformity</b>	✓
<b>ACMA declaration of conformity</b>	✓
<b>Moroccan declaration of conformity</b>	✓
<b>China RoHS</b>	✓

<b>CCC certificate</b>	✓
<b>ATEX certificate</b>	✓
<b>IECEx certificate</b>	✓
<b>Photobiological safety (DIN EN 62471) certificate</b>	✓

Classifications

<b>ECLASS 5.0</b>	27270904
<b>ECLASS 5.1.4</b>	27270904
<b>ECLASS 6.0</b>	27270904
<b>ECLASS 6.2</b>	27270904
<b>ECLASS 7.0</b>	27270904
<b>ECLASS 8.0</b>	27270904
<b>ECLASS 8.1</b>	27270904
<b>ECLASS 9.0</b>	27270904
<b>ECLASS 10.0</b>	27270904
<b>ECLASS 11.0</b>	27270904
<b>ECLASS 12.0</b>	27270903
<b>ETIM 5.0</b>	EC002719
<b>ETIM 6.0</b>	EC002719
<b>ETIM 7.0</b>	EC002719
<b>ETIM 8.0</b>	EC002719
<b>UNSPSC 16.0901</b>	39121528

Adjustments

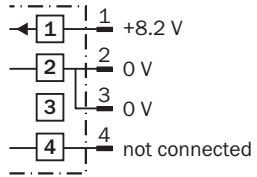


- ② LED signal strength indicator
- ⑩ Adjustment of sensing range

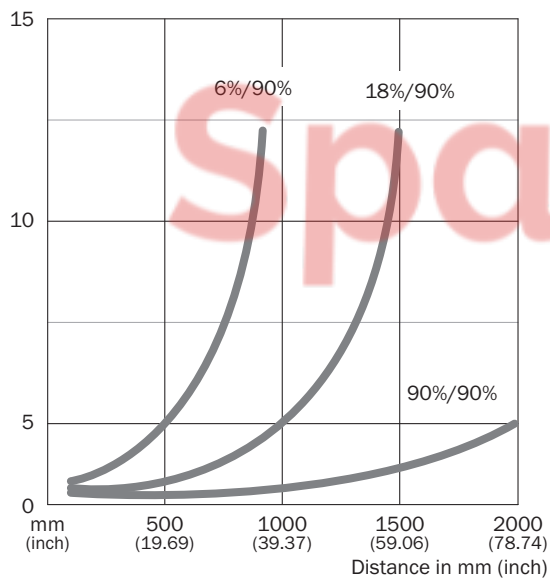
### Connection type



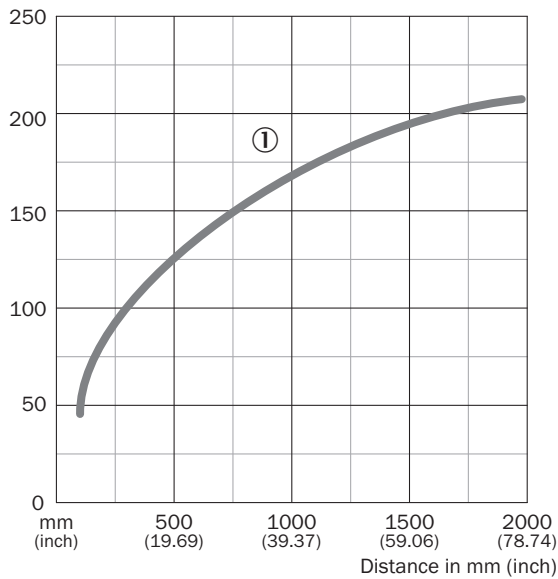
### Connection diagram Cd-122



### Characteristic curve WT24-2 EX



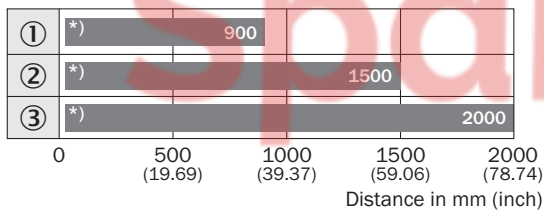
Characteristic curve WT24-2 EX



Field of view

① Sensing range on black, 6% remission factor

Sensing range diagram WT24-2

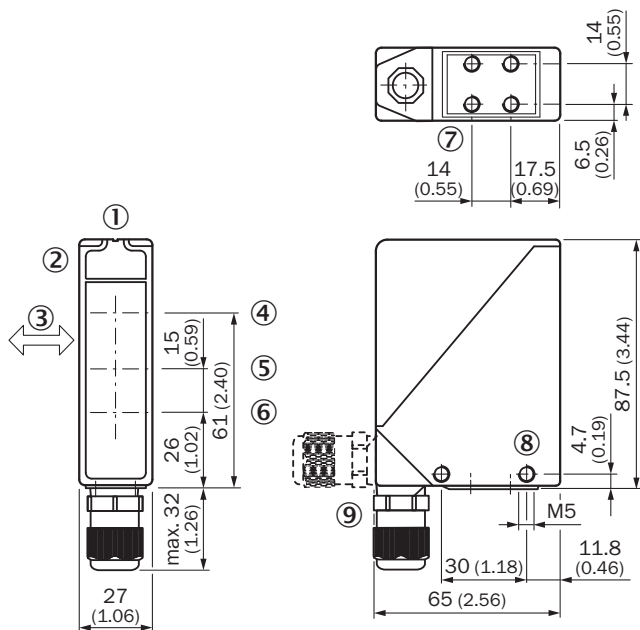


■ Sensing range

\*) Lower bound of detection area depending on the adjusted sensing distance (see blind zone curve)

- ① Sensing range on black, 6% remission factor
- ② Sensing range on gray, 18% remission factor
- ③ Sensing range on white, 90% remission factor

Dimensional drawing WT24-2 EX






Dimensions in mm (inch)

- ① Alignment sight
- ② LED signal strength indicator
- ③ Standard direction of the material being detected
- ④ Center of optical axis, sender
- ⑤ Center of optical axis, receiver (close range)
- ⑥ Center of optical axis, receiver (far range)
- ⑦ M5 threaded mounting hole, 6 mm deep
- ⑧ M5 threaded mounting hole, through-hole
- ⑨ M16 screw fixing and plug rotatable by 90°

Recommended accessories

Other models and accessories → [www.sick.com/W24](http://www.sick.com/W24)

	Brief description	Type	part no.
Mounting systems			
	<ul style="list-style-type: none"> <li><b>Description:</b> Mounting bracket, large</li> <li><b>Material:</b> Stainless steel</li> <li><b>Details:</b> Stainless steel</li> <li><b>Items supplied:</b> Without mounting hardware for the sensor</li> <li><b>Suitable for:</b> W24-2</li> </ul>	BEF-WG-W24	4026324
	<ul style="list-style-type: none"> <li><b>Description:</b> Mounting bracket</li> <li><b>Material:</b> Stainless steel</li> <li><b>Details:</b> Stainless steel (1.4301)</li> <li><b>Items supplied:</b> Mounting hardware included</li> <li><b>Suitable for:</b> W24-2, W34</li> </ul>	BEF-WN-W24	2015248
	<ul style="list-style-type: none"> <li><b>Description:</b> Plate N11N for universal clamp bracket</li> <li><b>Material:</b> Stainless steel</li> <li><b>Details:</b> Stainless steel 1.4571 (sheet), Stainless steel 1.4408 (clamp)</li> <li><b>Items supplied:</b> Universal clamp (5322627), mounting hardware</li> <li><b>Usable for:</b> DeltaPac, Glare, WTD20E</li> </ul>	BEF-KHS-N11N	2071081



## SICK AT A GLANCE

SICK is one of the leading manufacturers of intelligent sensors and sensor solutions for industrial applications. A unique range of products and services creates the perfect basis for controlling processes securely and efficiently, protecting individuals from accidents and preventing damage to the environment.

We have extensive experience in a wide range of industries and understand their processes and requirements. With intelligent sensors, we can deliver exactly what our customers need. In application centers in Europe, Asia and North America, system solutions are tested and optimized in accordance with customer specifications. All this makes us a reliable supplier and development partner.

Comprehensive services complete our offering: SICK LifeTime Services provide support throughout the machine life cycle and ensure safety and productivity.

For us, that is “Sensor Intelligence.”

### WORLDWIDE PRESENCE:

Contacts and other locations – [www.sick.com](http://www.sick.com)

SpareCruX