

SpareCruX

WTB9-3P3061S18

W9

PHOTOELECTRIC SENSORS

**SICK**  
Sensor Intelligence.



Illustration may differ



### Ordering information

| Type           | part no. |
|----------------|----------|
| WTB9-3P3061S18 | 1052896  |

Other models and accessories → [www.sick.com/W9](http://www.sick.com/W9)

### Detailed technical data

#### Features

|  |                                |
|--|--------------------------------|
| <b>Functional principle</b>            | Photoelectric proximity sensor |
| <b>Functional principle detail</b>     | Background suppression         |
| <b>Dimensions (W x H x D)</b>          | 12.2 mm x 50 mm x 23.6 mm      |
| <b>Housing design (light emission)</b> | Rectangular                    |
| <b>Mounting hole</b>                   | M3                             |
| <b>Sensing range max.</b>              | 20 mm ... 350 mm <sup>1)</sup> |
| <b>Sensing range</b>                   | 20 mm ... 200 mm <sup>2)</sup> |
| <b>Type of light</b>                   | Visible red light              |
| <b>Light source</b>                    | PinPoint LED <sup>3)</sup>     |
| <b>Light spot size (distance)</b>      | Ø 4.5 mm (75 mm)               |
| <b>Wave length</b>                     | 650 nm                         |
| <b>Adjustment</b>                      | Potentiometer, 5 turns         |

<sup>1)</sup> Object with 90% remission (based on standard white, DIN 5033).

<sup>2)</sup> Object with 6% remission (based on standard white, DIN 5033).

<sup>3)</sup> Average service life: 100,000 h at T<sub>J</sub> = +25 °C.

## Mechanics/electronics

|  |   |
|--|---|
| <b>Supply voltage <math>U_B</math></b>     | 10 V DC ... 30 V DC <sup>1)</sup>                         |
| <b>Ripple</b>                              | < 5 V <sub>pp</sub> <sup>2)</sup>                         |
| <b>Current consumption</b>                 | 30 mA <sup>3)</sup>                                       |
| <b>Switching output</b>                    | PNP <sup>4)</sup>   |
| <b>Output function</b>                     | Complementary   |
| <b>Switching mode</b>                      | Light/dark switching <sup>4)</sup>                        |
| <b>Output current <math>I_{max}</math></b> | ≤ 100 mA <sup>5)</sup>                                    |
| <b>Response time</b>                       | < 0.333 ms <sup>6)</sup>                                  |
| <b>Switching frequency</b>                 | 1,500 Hz <sup>7)</sup>                                    |
| <b>Connection type</b>                     | Cable with M8 male connector, 4-pin, 200 mm <sup>8)</sup> |
| <b>Cable material</b>                      | Plastic, PVC  |
| <b>Conductor cross section</b>             | 0.14 mm <sup>2</sup>                                      |
| <b>Circuit protection</b>                  | A <sup>9)</sup><br>B <sup>10)</sup><br>C <sup>11)</sup>   |
| <b>Protection class</b>                    | III   |
| <b>Weight</b>                              | 80 g  |
| <b>Housing material</b>                    | Plastic, VISTAL®  |
| <b>Optics material</b>                     | Plastic, PMMA   |
| <b>Enclosure rating</b>                    | IP66<br>IP67<br>IP69K                                     |
| <b>Ambient operating temperature</b>       | -40 °C ... +60 °C   |
| <b>Ambient temperature, storage</b>        | -40 °C ... +75 °C   |
| <b>UL File No.</b>                         | NRKH.E181493  |

<sup>1)</sup> Limit values when operated in short-circuit protected network: max. 8 A.

<sup>2)</sup> May not fall below or exceed  $U_V$  tolerances.

<sup>3)</sup> Without load.

<sup>4)</sup> Q = light switching.

<sup>5)</sup> At and above  $T_u$  50 °C, a max. load current of  $I_{max} = 50$  mA is permitted.

<sup>6)</sup> Signal transit time with resistive load.

<sup>7)</sup> With light/dark ratio 1:1.

<sup>8)</sup> Do not bend below 0 °C.

<sup>9)</sup> A =  $V_S$  connections reverse-polarity protected.

<sup>10)</sup> B = inputs and output reverse-polarity protected.

<sup>11)</sup> C = interference suppression.

## Certificates

|   |   |
|---|---|
| <b>EU declaration of conformity</b>       | ✓ |
| <b>UK declaration of conformity</b>       | ✓ |
| <b>ACMA declaration of conformity</b>     | ✓ |
| <b>Moroccan declaration of conformity</b> | ✓ |
| <b>China RoHS</b>                         | ✓ |
| <b>ECOLAB certificate</b>                 | ✓ |

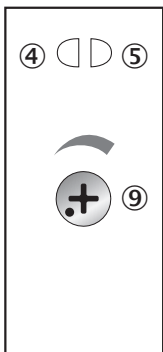
|  |   |
|--|---|
| <b>cULus certificate</b>                                 | ✓ |
| <b>Photobiological safety (DIN EN 62471) certificate</b> | ✓ |

Classifications

|                       |          |
|-----------------------|----------|
| <b>ECLASS 5.0</b>     | 27270904 |
| <b>ECLASS 5.1.4</b>   | 27270904 |
| <b>ECLASS 6.0</b>     | 27270904 |
| <b>ECLASS 6.2</b>     | 27270904 |
| <b>ECLASS 7.0</b>     | 27270904 |
| <b>ECLASS 8.0</b>     | 27270904 |
| <b>ECLASS 8.1</b>     | 27270904 |
| <b>ECLASS 9.0</b>     | 27270904 |
| <b>ECLASS 10.0</b>    | 27270904 |
| <b>ECLASS 11.0</b>    | 27270904 |
| <b>ECLASS 12.0</b>    | 27270903 |
| <b>ETIM 5.0</b>       | EC002719 |
| <b>ETIM 6.0</b>       | EC002719 |
| <b>ETIM 7.0</b>       | EC002719 |
| <b>ETIM 8.0</b>       | EC002719 |
| <b>UNSPSC 16.0901</b> | 39121528 |

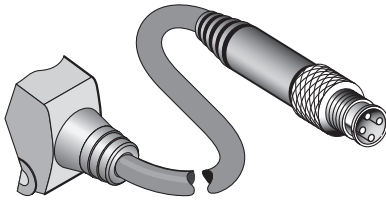


Adjustments possible Potentiometer

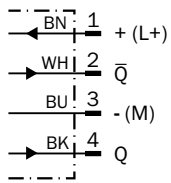


- ④ LED indicator yellow: Status of received light beam
- ⑤ LED indicator green: power on
- ⑨ Adjustment of sensing range

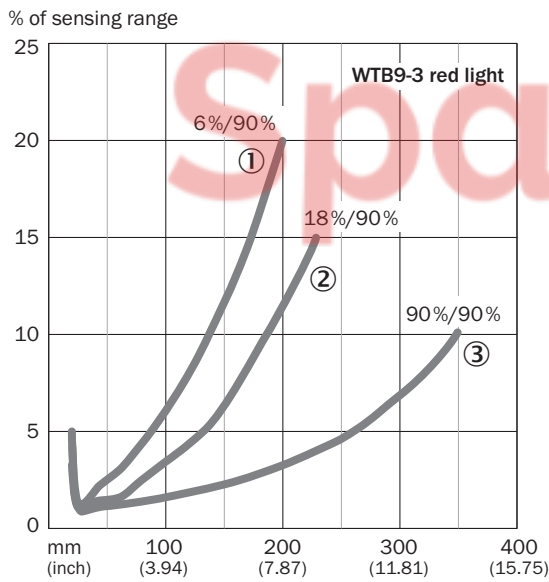
Connection type



Connection diagram Cd-084

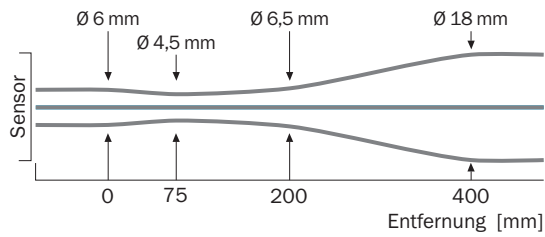


Characteristic curve WT9-3, red light, 350 mm

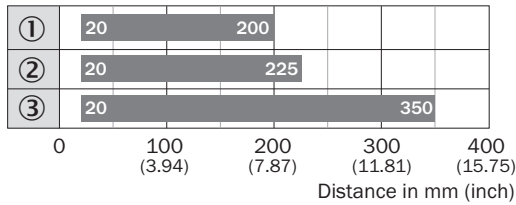


- ① Sensing range on black, 6% remission factor
- ② Sensing range on gray, 18% remission factor
- ③ Sensing range on white, 90% remission factor

Light spot size WT9-3, red light, 350 mm



Sensing range diagram WT9-3, red light, 350 mm

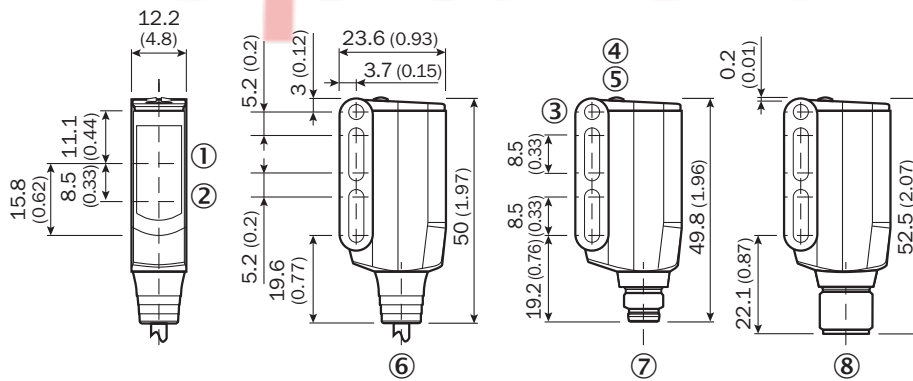


■ Sensing range

- ① sensing range on black, 6% remission
- ② Sensing range on gray, 18 % remission
- ③ sensing range on white, 90% remission



Dimensional drawing WT9-3









Dimensions in mm (inch)

- ① Center of optical axis, receiver
- ② Center of optical axis, sender
- ③ Mounting hole M3 (Ø 3.1 mm)
- ④ LED indicator yellow: Status of received light beam
- ⑤ LED indicator green: power on
- ⑥ Connection cable 2 m
- ⑦ male connector M8, 4-pin
- ⑧ male connector M12, 4-pin

Recommended accessories

Other models and accessories → [www.sick.com/W9](http://www.sick.com/W9)

|   | Brief description  | Type               | part no. |
|---|--|--------------------|----------|
| <b>Mounting systems</b>   |  |                    |          |
|    | <ul style="list-style-type: none"> <li><b>Description:</b> Plate N08 for universal clamp bracket</li> <li><b>Material:</b> Steel, zinc diecast</li> <li><b>Details:</b> Zinc plated steel (sheet), Zinc die cast (clamping bracket)</li> <li><b>Items supplied:</b> Universal clamp (5322626), mounting hardware</li> <li><b>Usable for:</b> W100, W150, W4S, W4F, W8, W9-3, W8G, W8 Laser, W8 Inox, G6, W100 Laser, W100-2, W10, G6 Inox, RAY10, W4SLG-3, W9, GR18, MultiPulse, Reflex Array, MultiLine, LUT3, KT5, KT8, KT10, CS8</li> </ul> | BEF-KHS-N08        | 2051607  |
|    | <ul style="list-style-type: none"> <li><b>Description:</b> Mounting bracket</li> <li><b>Material:</b> Steel</li> <li><b>Details:</b> Steel, zinc coated</li> <li><b>Items supplied:</b> Mounting hardware included</li> <li><b>Suitable for:</b> W9-3</li> </ul>   | BEF-WN-W9-2        | 2022855  |
|    | <ul style="list-style-type: none"> <li><b>Description:</b> Plate N11N for universal clamp bracket</li> <li><b>Material:</b> Stainless steel</li> <li><b>Details:</b> Stainless steel 1.4571 (sheet), Stainless steel 1.4408 (clamp)</li> <li><b>Items supplied:</b> Universal clamp (5322627), mounting hardware</li> <li><b>Usable for:</b> DeltaPac, Glare, WTD20E</li> </ul>  | BEF-KHS-N11N       | 2071081  |
| <b>connectors and cables</b>  |  |                    |          |
|   | <ul style="list-style-type: none"> <li><b>Connection type head A:</b> Female connector, M12, 4-pin, straight, A-coded</li> <li><b>Connection type head B:</b> Flying leads</li> <li><b>Signal type:</b> Sensor/actuator cable</li> <li><b>Cable:</b> 5 m, 4-wire, PVC</li> <li><b>Description:</b> Sensor/actuator cable, unshielded</li> <li><b>Application:</b> Zones with chemicals, Uncontaminated zones</li> </ul>  | YF2A14-050VB3XLEAX | 2096235  |
|  | <ul style="list-style-type: none"> <li><b>Connection type head A:</b> Male connector, M12, 4-pin, straight, A-coded</li> <li><b>Description:</b> Unshielded</li> <li><b>Connection systems:</b> Screw-type terminals</li> <li><b>Permitted cross-section:</b> ≤ 0.75 mm<sup>2</sup></li> </ul>   | STE-1204-G         | 6009932  |
|  | <ul style="list-style-type: none"> <li><b>Connection type head A:</b> Female connector, M12, 4-pin, straight, A-coded</li> <li><b>Connection type head B:</b> Flying leads</li> <li><b>Signal type:</b> Sensor/actuator cable</li> <li><b>Cable:</b> 5 m, 4-wire, PUR, halogen-free</li> <li><b>Description:</b> Sensor/actuator cable, unshielded</li> <li><b>Application:</b> Uncontaminated zones, Zones with oils and lubricants, Robot, Drag chain operation</li> </ul>   | YF2A14-050UB3XLEAX | 2095608  |

## SICK AT A GLANCE

SICK is one of the leading manufacturers of intelligent sensors and sensor solutions for industrial applications. A unique range of products and services creates the perfect basis for controlling processes securely and efficiently, protecting individuals from accidents and preventing damage to the environment.

We have extensive experience in a wide range of industries and understand their processes and requirements. With intelligent sensors, we can deliver exactly what our customers need. In application centers in Europe, Asia and North America, system solutions are tested and optimized in accordance with customer specifications. All this makes us a reliable supplier and development partner.

Comprehensive services complete our offering: SICK LifeTime Services provide support throughout the machine life cycle and ensure safety and productivity.

For us, that is “Sensor Intelligence.”

### WORLDWIDE PRESENCE:

Contacts and other locations – [www.sick.com](http://www.sick.com)

SpareCruX