



DT35-B15851

Dx35

TIME-OF-FLIGHT SENSORS

SICK
Sensor Intelligence.



Ordering information

| Type | part no. |
|-------------|----------|
| DT35-B15851 | 1057653 |

Other models and accessories → www.sick.com/Dx35



Detailed technical data

Features

| | |
|---------------------------------------|--|
| Measuring range | 50 mm ... 12,000 mm, 90% remission factor ^{1) 2)} 50 mm ... 5,300 mm, 18% reflection factor 50 mm ... 3,100 mm, 6% remission factor |
| Target | Natural objects |
| Resolution | 100 µm |
| Repeatability | ≥ 0.5 mm ^{2) 3) 4)} |
| Measurement accuracy | Typ. ± 10 mm ⁴⁾ |
| Response time | 2.5 ms ... 96.5 ms, 2.5 ms / 6.5 ms / 12.5 ms / 24.5 ms / 96.5 ms ^{5) 6)} |
| Switching frequency | 333 Hz / 100 Hz / 50 Hz / 25 Hz / 6 Hz ^{5) 6)} |
| Output time | 1 ms ... 32 ms, 1 ms/2 ms/4 ms/8 ms/32 ms ^{5) 7)} |
| Emitted beam | |
| Light source | Laser, infrared ⁸⁾ |
| Type of light | Infrared light |
| Typ. light spot size (distance) | 15 mm x 15 mm (at 2 m) |
| Key laser figures | |
| Normative reference | IEC 60825-1:2014, EN 60825-1:2014 |
| Laser class | 1 |
| Average laser service life (at 25 °C) | 100,000 h |

¹⁾ For speed setting Slow.

²⁾ See repeatability characteristic lines.

³⁾ Equivalent to 1 σ.

⁴⁾ 6% ... 90% remission factor.

⁵⁾ Depending on the set speed: Super Fast ... Super Slow.

⁶⁾ Lateral entry of the object into the measuring range.

⁷⁾ Continuous change of distance in measuring range.

⁸⁾ Wavelength: 827 nm; max. output: 130 mW; pulse duration: 3.5 ns; duty cycle: 1/250.

| | |
|----------------------------------|---|
| Additional function | Set speed: Super Fast ... Super Slow Teach-in of analog output and invertible analog output Output Q ₂ adaptable: Current output / Voltage output / Digital output Switching mode: Distance to Object (DtO) / switching window / object between sensor and background (ObSB) Teach-in of digital output and digital output invertible Multifunctional input: laser off / external teach / deactivated Reset to factory default |
| Safety-related parameters | |
| | MTTF _D 101 years |
| | DC _{avg} 0% |

- 1) For speed setting Slow.
- 2) See repeatability characteristic lines.
- 3) Equivalent to 1 σ .
- 4) 6% ... 90% remission factor.
- 5) Depending on the set speed: Super Fast ... Super Slow.
- 6) Lateral entry of the object into the measuring range.
- 7) Continuous change of distance in measuring range.
- 8) Wavelength: 827 nm; max. output: 130 mW; pulse duration: 3.5 ns; duty cycle: 1/250.

Interfaces

| | |
|---------------------------------------|---|
| IO-Link | ✓, IO-Link V1.1 |
| Function | Process data, parameterization, diagnosis |
| Data transmission rate | 38.4 kbit/s |
| Digital output | |
| Number | 1 ... 2 ^{1) 2)} |
| Type | Push-pull: PNP/NPN |
| Function | Output Q ₂ adaptable: Current output / Voltage output / Digital output |
| Maximum output current I _A | ≤ 100 mA |
| Analog output | |
| Number | 1 |
| Type | Current output / voltage output |
| Function | Output Q ₂ adaptable: Current output / Voltage output / Digital output |
| Current | 4 mA ... 20 mA, ≤ 450 Ω |
| Voltage | 0 V ... 10 V, ≥ 50,000 Ω |
| Resolution | 12 bit |
| Multifunctional input (MF) | 1 x ³⁾ |
| Hysteresis | 0 mm ... 11,950 mm ⁴⁾ |

- 1) Output Q short-circuit protected.
- 2) Voltage drop < 3 V.
- 3) Response time ≤ 60 ms.
- 4) Configurable via IO-Link.

Electronics

| | |
|--|-----------------------------------|
| Supply voltage U_B | DC 12 V ... 30 V ^{1) 2)} |
| Power consumption | $\leq 1.7 \text{ W}^{3)}$ |
| Ripple | $\leq 5 \text{ V}_{pp}^{4)}$ |
| Initialization time | $\leq 500 \text{ ms}$ |
| Warm-up time | $\leq 20 \text{ min}$ |
| Display | LEDs |
| Enclosure rating | IP65 IP67 |
| Protection class | III |
| Connection type | Male connector |

¹⁾ Limit values, reverse-polarity protected, operation in short-circuit protected network: max. 8 A.

²⁾ When using IO-Link output $V_S > 18 \text{ V}$. When using analog voltage output $V_S > 13 \text{ V}$.

³⁾ Without load, at +20 °C.

⁴⁾ May not fall short of or exceed V_S tolerances.

Mechanics

| | |
|-------------------------------|----------------------------|
| Dimensions (W x H x D) | 32 mm x 58.67 mm x 42.7 mm |
| Housing material | Plastic (ABS/PC) |
| Window material | Plastic (PMMA) |
| Weight | 65 g |

Ambient data

| | |
|--|--|
| Ambient temperature, operation | -30 °C ... +55 °C, $U_V \leq 24 \text{ V}$ |
| Ambient temperature, storage | -40 °C ... +75 °C |
| Max. rel. humidity (not condensing) | $\leq 95 \%$ |
| Typ. Ambient light immunity | 40,000 lx |
| Vibration resistance | EN 60068-2-6, EN 60068-2-64 |
| Shock resistance | EN 60068-2-27 |
| Electromagnetic compatibility (EMC) | EN 61000-6-2, EN 61000-6-3, EN 61000-6-4 ¹⁾ |

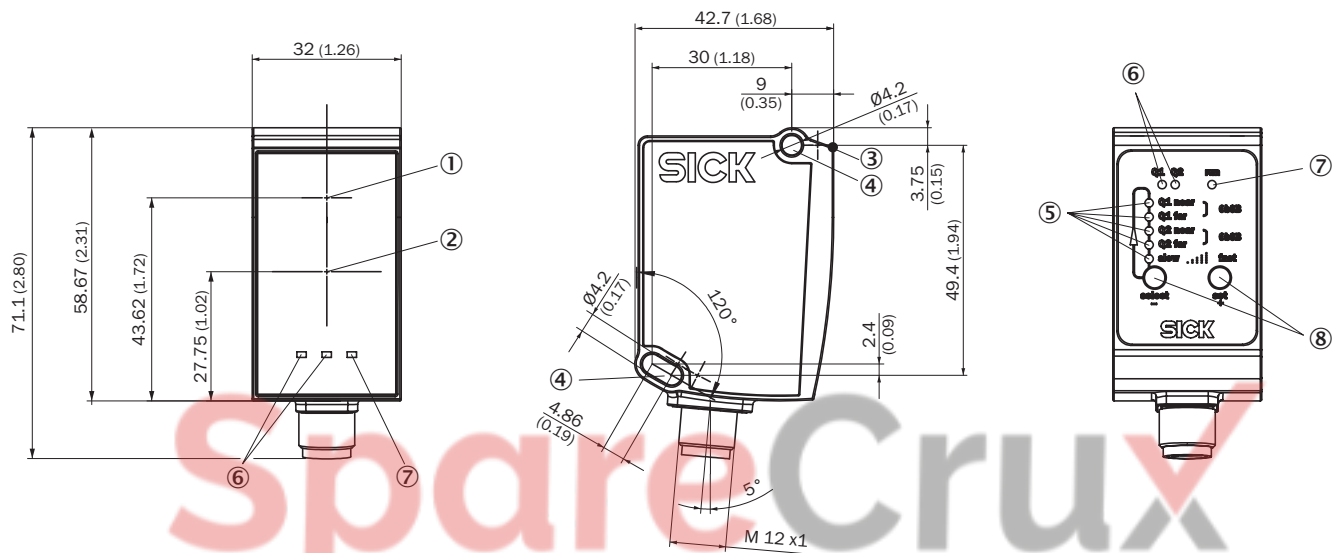
¹⁾ This is a Class A device. This device can cause radio interference in living quarters.

Classifications

| | |
|---------------------|----------|
| ECLASS 5.0 | 27270801 |
| ECLASS 5.1.4 | 27270801 |
| ECLASS 6.0 | 27270801 |
| ECLASS 6.2 | 27270801 |
| ECLASS 7.0 | 27270801 |
| ECLASS 8.0 | 27270801 |
| ECLASS 8.1 | 27270801 |
| ECLASS 9.0 | 27270801 |
| ECLASS 10.0 | 27270801 |
| ECLASS 11.0 | 27270801 |

| | |
|-----------------------|----------|
| ECLASS 12.0 | 27270916 |
| ETIM 5.0 | EC001825 |
| ETIM 6.0 | EC001825 |
| ETIM 7.0 | EC001825 |
| ETIM 8.0 | EC001825 |
| UNSPSC 16.0901 | 41111613 |

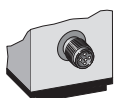
Dimensional drawing



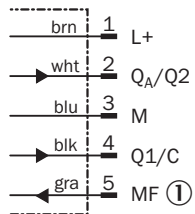
Dimensions in mm (inch)

- ① Optical axis, sender
- ② Optical axis, receiver
- ③ Zero level
- ④ Mounting hole M4
- ⑤ status indicator output Qa/Q2
- ⑥ Status LEDs output Q₁
- ⑦ Operating indicator
- ⑧ Control elements

Connection type Plug, M12, 5-pin



Connection diagram

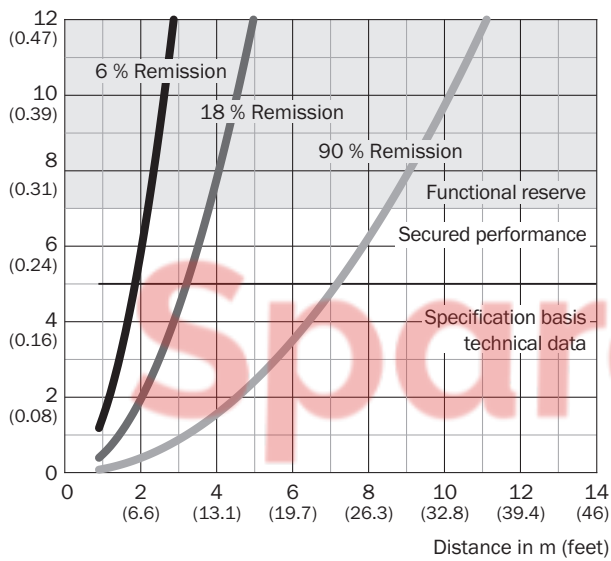


① Multifunctional input (MF)

characteristic curve 3) Medium

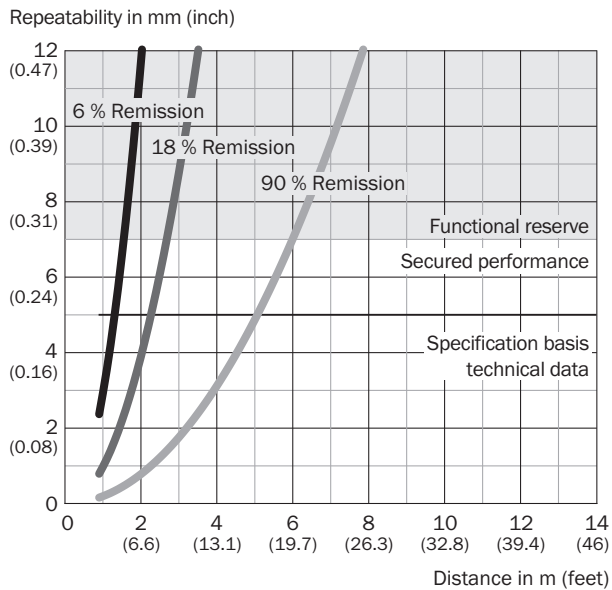
Medium

Repeatability in mm (inch)



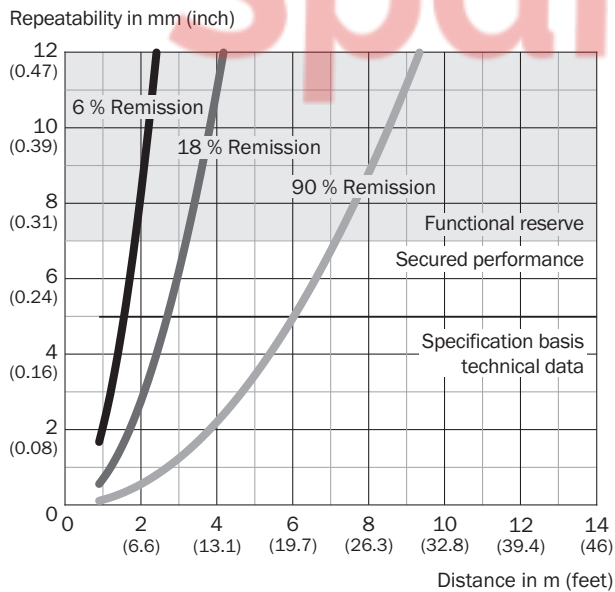
characteristic curve 5) Super Fast

Super Fast



characteristic curve 4) Fast

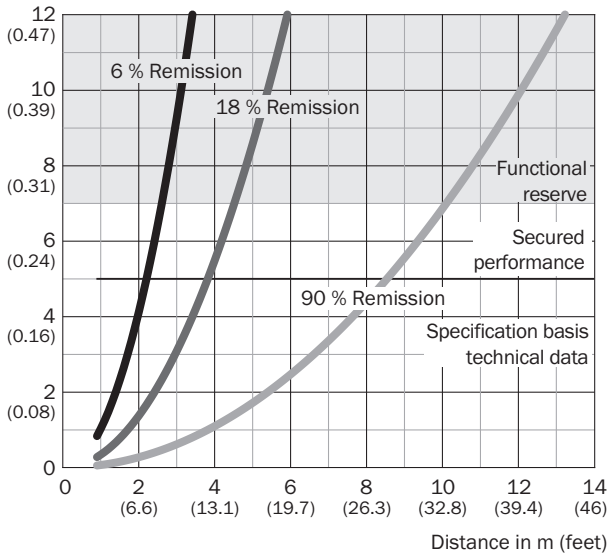
Fast



characteristic curve 2) Slow

Slow

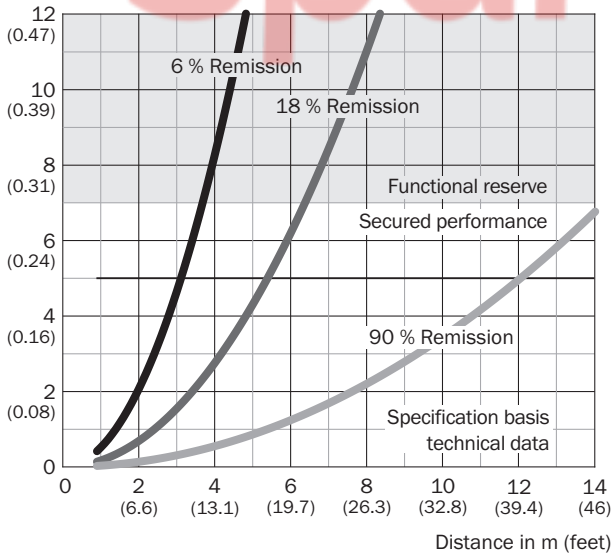
Repeatability in mm (inch)



characteristic curve 1) Super Slow




Super Slow

Repeatability in mm (inch)



Recommended accessories

Other models and accessories → www.sick.com/Dx35

| | Brief description | Type | part no. |
|---|--|-------------|----------|
| Mounting systems | | | |
|  | <ul style="list-style-type: none"> Description: Alignment unit Material: Steel Details: Steel, zinc coated Items supplied: Mounting hardware for the sensor included | BEF-AH-DX50 | 2048397 |
|  | <ul style="list-style-type: none"> Description: Plate N02 for universal clamp bracket Material: Steel, zinc diecast Details: Zinc plated steel (sheet), Zinc die cast (clamping bracket) Items supplied: Universal clamp (5322626), mounting hardware Usable for: W4S-3 Glass, W10, W4SLG-3, W4S-3 Inox, W4S-3 Inox Glass, W9, W11-2, W12-3, W12-2 Laser, W12G, W12 Teflon, W16, W250, W250-2, PowerProx, W11G-2, TranspaTect, WTT12, UC12, P250, G6 Inox, W4S, W4SL-3V, W4SLG-3V, W4SL-3H | BEF-KHS-N02 | 2051608 |
|  | <ul style="list-style-type: none"> Description: Mounting bracket: horizontal sending axis for ceiling or floor installation or vertical sending axis for wall installation, steel, zinc coated, incl. mounting material Material: Steel Details: Steel, zinc coated Items supplied: Mounting hardware for the sensor included | BEF-WN-DX35 | 2069592 |

SpareCruX

| | Brief description | Type | part no. |
|---|---|--------------------|----------|
| connectors and cables | | | |
|  | <ul style="list-style-type: none"> • Connection type head A: Female connector, M12, 5-pin, straight, A-coded • Connection type head B: Male connector, M12, 5-pin, straight, A-coded • Signal type: Sensor/actuator cable • Cable: 2 m, 5-wire, PUR, halogen-free • Description: Sensor/actuator cable, unshielded • Application: Uncontaminated zones, Zones with oils and lubricants, Robot, Drag chain operation | YF2A15-020UB5M2A15 | 2096009 |
|  | <ul style="list-style-type: none"> • Connection type head A: Female connector, M12, 5-pin, angled, A-coded • Connection type head B: Flying leads • Signal type: Sensor/actuator cable • Cable: 2 m, 5-wire, PVC • Description: Sensor/actuator cable, unshielded • Application: Zones with chemicals, Uncontaminated zones | YG2A15-020VB5XLEAX | 2096215 |
|  | <ul style="list-style-type: none"> • Connection type head A: Female connector, M12, 5-pin, straight, A-coded • Connection type head B: Flying leads • Signal type: Sensor/actuator cable • Cable: 2 m, 5-wire, PVC • Description: Sensor/actuator cable, unshielded • Application: Zones with chemicals, Uncontaminated zones | YF2A15-020VB5XLEAX | 2096239 |
|  | <ul style="list-style-type: none"> • Connection type head A: Female connector, M12, 5-pin, angled, A-coded • Connection type head B: Flying leads • Signal type: Sensor/actuator cable • Cable: 0.6 m, 5-wire, PVC • Description: Sensor/actuator cable, unshielded • Application: Zones with chemicals, Uncontaminated zones | YG2A15-C60VB5XLEAX | 2145573 |
|  | <ul style="list-style-type: none"> • Connection type head A: Female connector, M12, 5-pin, angled, A-coded • Connection type head B: Flying leads • Signal type: Sensor/actuator cable • Cable: 1 m, 5-wire, PVC • Description: Sensor/actuator cable, unshielded • Application: Zones with chemicals, Uncontaminated zones | YG2A15-010VB5XLEAX | 2145574 |
|  | <ul style="list-style-type: none"> • Connection type head A: Female connector, M12, 5-pin, angled, A-coded • Connection type head B: Flying leads • Signal type: Sensor/actuator cable • Cable: 3 m, 5-wire, PVC • Description: Sensor/actuator cable, unshielded • Application: Zones with chemicals, Uncontaminated zones | YG2A15-030VB5XLEAX | 2145575 |
|  | <ul style="list-style-type: none"> • Connection type head A: Female connector, M12, 5-pin, straight, A-coded • Connection type head B: Flying leads • Signal type: Sensor/actuator cable • Cable: 0.6 m, 5-wire, PVC • Description: Sensor/actuator cable, unshielded • Application: Zones with chemicals, Uncontaminated zones | YF2A15-C60VB5XLEAX | 2145570 |
|  | <ul style="list-style-type: none"> • Connection type head A: Female connector, M12, 5-pin, straight, A-coded • Connection type head B: Flying leads • Signal type: Sensor/actuator cable • Cable: 3 m, 5-wire, PVC • Description: Sensor/actuator cable, unshielded • Application: Zones with chemicals, Uncontaminated zones | YF2A15-030VB5XLEAX | 2145572 |
| device protection and care | | | |
|  | <ul style="list-style-type: none"> • Description: Weather Cover for Dx35/Dx50/Dx50-2/Dx80 | OBW-KHS-M02 | 2050205 |

SICK AT A GLANCE

SICK is one of the leading manufacturers of intelligent sensors and sensor solutions for industrial applications. A unique range of products and services creates the perfect basis for controlling processes securely and efficiently, protecting individuals from accidents and preventing damage to the environment.

We have extensive experience in a wide range of industries and understand their processes and requirements. With intelligent sensors, we can deliver exactly what our customers need. In application centers in Europe, Asia and North America, system solutions are tested and optimized in accordance with customer specifications. All this makes us a reliable supplier and development partner.

Comprehensive services complete our offering: SICK LifeTime Services provide support throughout the machine life cycle and ensure safety and productivity.

For us, that is “Sensor Intelligence.”

WORLDWIDE PRESENCE:

Contacts and other locations – www.sick.com

SpareCruX