



IMA30-10BE1ZW2S

IMA

INDUCTIVE PROXIMITY SENSORS

SICK
Sensor Intelligence.



Ordering information

| Type | part no. |
|-----------------|----------|
| IMA30-10BE1ZW2S | 1107312 |

Other models and accessories → www.sick.com/IMA

Illustration may differ



Detailed technical data

Features

| | |
|--|---|
| Housing | Metric |
| Thread size | M30 x 1.5 |
| Diameter | Ø 30 mm |
| Sensing range S_n | 0 mm ... 10 mm |
| Installation type | Flush |
| Connection type | Cable, 4-wire, 2 m |
| Output function | Analog |
| Repeatability (T_a not constant) | 0.3 mm ^{1) 2) 3)} |
| Repeatability (T_a constant) | ± 0.1 mm |
| Enclosure rating | IP67 ⁴⁾ |
| Special features | Analog output |
| Items supplied | Mounting nut, brass, nickel-plated (2x) |

¹⁾ As per IEC 60947-5-2.

²⁾ $U_b = DC 20 V \dots 30 V$.

³⁾ $T_A = 23 \text{ °C} \pm 5 \text{ °C}$.

⁴⁾ According to EN 60529: 2000-09.

Mechanics/electronics

| | |
|-----------------------|----------------------|
| Supply voltage | 15 V DC ... 30 V DC |
| Ripple | ≤ 20 % ¹⁾ |

¹⁾ Of V_S .

²⁾ Without load.

³⁾ -3 dB if $S_n = 5 \text{ mm}$.

⁴⁾ QA1 loaded, QA2 unloaded.

⁵⁾ QA1 loaded, QA2 loaded: see temperature reduction.

| | |
|---|---|
| Time delay before availability | ≤ 30 ms |
| Temperature drift (of S_i) | ≤ 10 % |
| No load current | ≤ 12 mA ²⁾ |
| Max. load resistance on Q_{A1} | ≥ 2 kΩ |
| Max. load resistance on Q_{A2} | 400 Ω U _b = 15 V |
| Output voltage Q_{A1} | s = 0 mm: 0 V -0/+0,6 V (23 °C) s = 5 mm: +6,3 V +/-0,6 V (23 °C) s = 10 mm: +10 V +/-0,6 V (23 °C) |
| Output current Q_{A2} | s = 0 mm: 4 mA +/-0,8 mA (23 °C) s = 10 mm: 20 mA +/-0,8 mA (23 °C) |
| Output voltage | 0 V ... 10 V |
| Output current | 4 mA ... 20 mA |
| Bandwidth | 500 Hz ³⁾ |
| Short-circuit protection | ✓ |
| Ambient operating temperature | -25 °C ... +70 °C ^{4) 5)} |
| Housing material | Brass, chromium-plated |
| Sensing face material | Plastic |
| Housing length | 70 mm |
| Thread length | 54 mm |

1) Of V_S.

2) Without load.

3) -3 dB if S_n = 5 mm.

4) QA1 loaded, QA2 unloaded.

5) QA1 loaded, QA2 loaded: see temperature reduction.



Safety-related parameters

| | |
|-------------------------------------|-------------|
| MTTF_D | 1,149 years |
| DC_{avg} | 0 % |
| T_M (mission time) | 20 years |

Installation note

| | |
|---------------|---------------------------------------|
| Remark | Associated graphic see "Installation" |
| B | 30 mm |
| C | 30 mm |
| D | 30 mm |
| F | 80 mm |

Certificates


| | |
|---|---|
| EU declaration of conformity | ✓ |
| UK declaration of conformity | ✓ |
| ACMA declaration of conformity | ✓ |
| Moroccan declaration of conformity | ✓ |
| China RoHS | ✓ |

Classifications

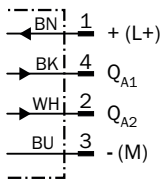
| | |
|-------------------|----------|
| ECLASS 5.0 | 27270101 |
|-------------------|----------|

| | |
|-----------------------|----------|
| ECLASS 5.1.4 | 27270101 |
| ECLASS 6.0 | 27270101 |
| ECLASS 6.2 | 27270101 |
| ECLASS 7.0 | 27270101 |
| ECLASS 8.0 | 27270101 |
| ECLASS 8.1 | 27270101 |
| ECLASS 9.0 | 27270101 |
| ECLASS 10.0 | 27270101 |
| ECLASS 11.0 | 27270101 |
| ECLASS 12.0 | 27274001 |
| ETIM 5.0 | EC002714 |
| ETIM 6.0 | EC002714 |
| ETIM 7.0 | EC002714 |
| ETIM 8.0 | EC002714 |
| UNSPSC 16.0901 | 39122230 |

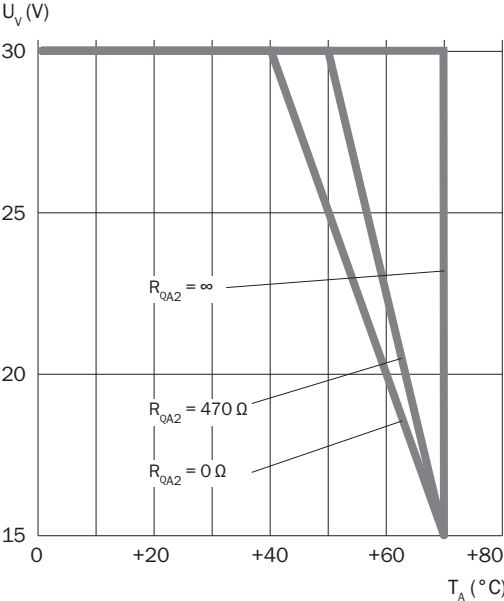
Installation note Flush installation



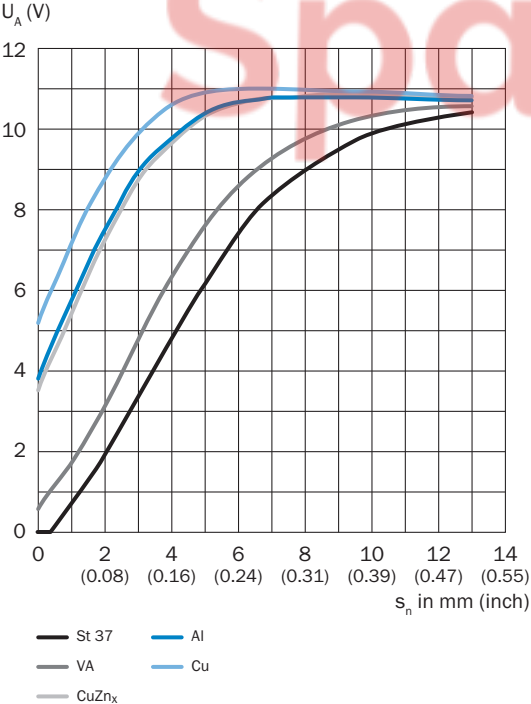
Connection diagram Cd-022



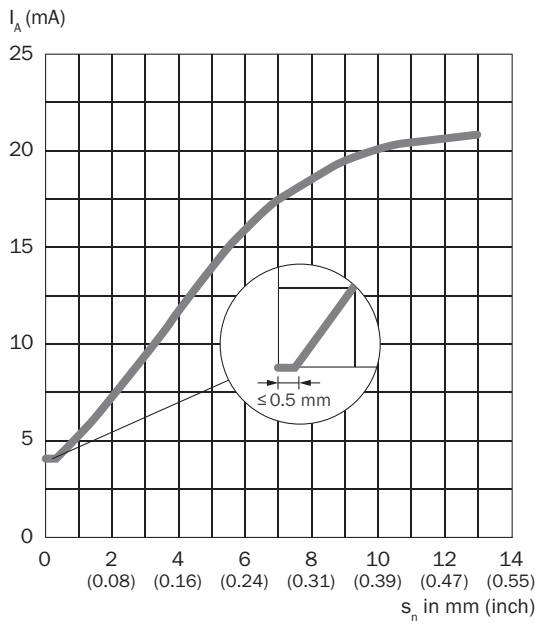
Temperature derating Temperature derating



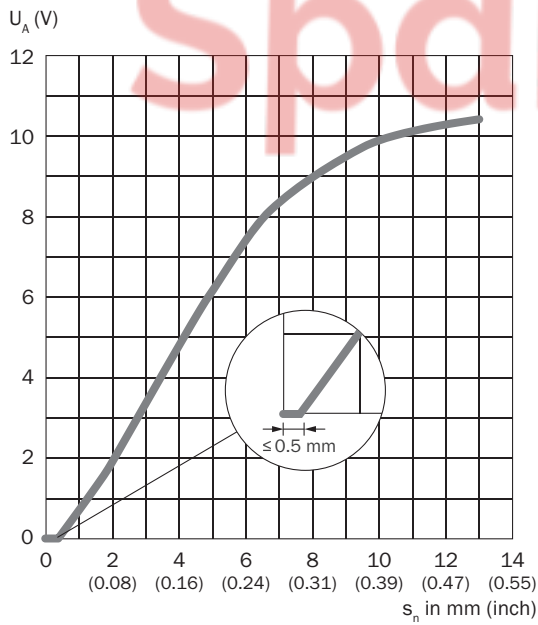
Response diagram Reduction factors



Response diagram Output current

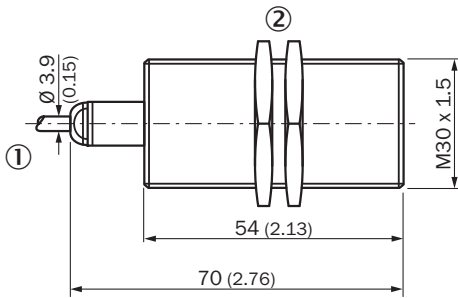


Response diagram Output voltage



SpareCruX

Dimensional drawing IMA30, cable, flush



Dimensions in mm (inch)




① Connection



② Fastening nuts (2x); width across 36, metal

SpareCruX

Recommended accessories

Other models and accessories → www.sick.com/IMA

| | Brief description | Type | part no. |
|---|--|------------------------|----------|
| connectors and cables | | | |
|  | <ul style="list-style-type: none"> • Connection type head A: Female connector, M12, 4-pin, straight, A-coded • Connection type head B: Flying leads • Signal type: Sensor/actuator cable • Cable: 2 m, 4-wire, PVC • Description: Sensor/actuator cable, unshielded • Application: Zones with chemicals, Untaminated zones | YF2A14-020VB3XLEAX | 2096234 |
|  | <ul style="list-style-type: none"> • Connection type head A: Female connector, M12, 4-pin, straight, A-coded • Connection type head B: Flying leads • Signal type: Sensor/actuator cable • Cable: 5 m, 4-wire, PVC • Description: Sensor/actuator cable, unshielded • Application: Zones with chemicals, Untaminated zones | YF2A14-050VB3XLEAX | 2096235 |
|  | <ul style="list-style-type: none"> • Connection type head A: Female connector, M12, 4-pin, angled, A-coded • Connection type head B: Flying leads • Signal type: Sensor/actuator cable • Cable: 2 m, 4-wire, PVC • Description: Sensor/actuator cable, unshielded • Application: Zones with chemicals, Untaminated zones | YG2A14-020VB3XLEAX | 2095895 |
|  | <ul style="list-style-type: none"> • Connection type head A: Female connector, M12, 4-pin, angled, A-coded • Connection type head B: Flying leads • Signal type: Sensor/actuator cable • Cable: 5 m, 4-wire, PVC • Description: Sensor/actuator cable, unshielded • Application: Zones with chemicals, Untaminated zones | YG2A14-050VB3XLEAX | 2095897 |
|  | <ul style="list-style-type: none"> • Connection type head A: Female connector, M12, 4-pin, angled, A-coded • Connection type head B: Flying leads • Signal type: Sensor/actuator cable • Cable: 0.6 m, 4-wire, PVC • Description: Sensor/actuator cable, unshielded • Application: Zones with chemicals, Untaminated zones | YG2A14- C60VB3XLEAX | 2145709 |
|  | <ul style="list-style-type: none"> • Connection type head A: Female connector, M12, 4-pin, angled, A-coded • Connection type head B: Flying leads • Signal type: Sensor/actuator cable • Cable: 1 m, 4-wire, PVC • Description: Sensor/actuator cable, unshielded • Application: Zones with chemicals, Untaminated zones | YG2A14-010VB3XLEAX | 2145710 |
|  | <ul style="list-style-type: none"> • Connection type head A: Female connector, M12, 4-pin, straight, A-coded • Connection type head B: Flying leads • Signal type: Sensor/actuator cable • Cable: 0.6 m, 4-wire, PVC • Description: Sensor/actuator cable, unshielded • Application: Zones with chemicals, Untaminated zones | YF2A14- C60VB3XLEAX | 2145707 |
|  | <ul style="list-style-type: none"> • Connection type head A: Female connector, M12, 4-pin, straight, A-coded • Connection type head B: Flying leads • Signal type: Sensor/actuator cable • Cable: 1 m, 4-wire, PVC • Description: Sensor/actuator cable, unshielded • Application: Zones with chemicals, Untaminated zones | YF2A14-010VB3XLEAX | 2145708 |
|  | <ul style="list-style-type: none"> • Connection type head A: Male connector, M12, 4-pin, straight, A-coded • Description: Unshielded • Connection systems: Screw-type terminals • Permitted cross-section: ≤ 0.75 mm² | STE-1204-G | 6009932 |

| | Brief description | Type | part no. |
|---|---|------------|----------|
| Mounting systems | | | |
|  | <ul style="list-style-type: none">• Description: Mounting bracket for M30 sensors• Material: Steel• Details: Steel, zinc coated• Items supplied: Without mounting hardware | BEF-WN-M30 | 5308445 |
|  | <ul style="list-style-type: none">• Description: Mounting plate for M30 sensors• Material: Steel• Details: Steel, zinc coated• Items supplied: Without mounting hardware | BEF-WG-M30 | 5321871 |



SICK AT A GLANCE

SICK is one of the leading manufacturers of intelligent sensors and sensor solutions for industrial applications. A unique range of products and services creates the perfect basis for controlling processes securely and efficiently, protecting individuals from accidents and preventing damage to the environment.

We have extensive experience in a wide range of industries and understand their processes and requirements. With intelligent sensors, we can deliver exactly what our customers need. In application centers in Europe, Asia and North America, system solutions are tested and optimized in accordance with customer specifications. All this makes us a reliable supplier and development partner.

Comprehensive services complete our offering: SICK LifeTime Services provide support throughout the machine life cycle and ensure safety and productivity.

For us, that is “Sensor Intelligence.”

WORLDWIDE PRESENCE:

Contacts and other locations – www.sick.com

SpareCruX