

WF5-40B416

WF

FORK SENSORS

SICK
Sensor Intelligence.



Illustration may differ



Ordering information

Type	part no.
WF5-40B416	6028451

Other models and accessories → www.sick.com/WF

Detailed technical data

Features

Functional principle	Optical detection principle
Dimensions (W x H x D)	10 mm x 35 mm x 57 mm
Fork width	5 mm
Fork depth	42 mm
Light source	LED, Infrared light
Minimum detectable object (MDO)	0.2 mm
Adjustment	Plus/minus button (Teach-in, sensitivity, light/dark switching, key lock)
Teach-in mode	2-point teach-in
Output function	Light/darkswitching, selectable via button
Safety-related parameters	
	MTTF _D 97 years
	DC _{avg} 0 %

Electronics

Supply voltage	10 V DC ... 30 V DC
Ripple	< 10 %
Switching frequency	10 kHz
Response time	≤ 100 μs
Stability of response time	± 20 μs
Jitter	40 μs
Switching output	PNP/NPN
Switching output (voltage)	PNP: HIGH = U _V ≤ 2 V / LOW approx. 0 V

¹⁾ Reference voltage DC 50 V.

Switching mode	NPN: HIGH = approx. U_V / LOW ≤ 2 V
Output current I_{max}	Light/dark switching 100 mA
Protection class	III ¹⁾
Circuit protection	U_V connections, reverse polarity protected Output Q short-circuit protected Interference pulse suppression
Connection type	Male connector M8, 4-pin

¹⁾ Reference voltage DC 50 V.

Mechanics

Housing material	Aluminum
Weight	Approx. 36 g ... 160 g ¹⁾

¹⁾ Depending on fork width.

Ambient data

Ambient operating temperature	-20 °C ... +60 °C ¹⁾
Ambient temperature, storage	-30 °C ... +80 °C
Ambient light immunity	$\leq 10,000$ lx
Shock load	According to EN 60068-2-27
Enclosure rating	IP65
UL File No.	NRKH.E191603

¹⁾ Do not bend below 0 °C.

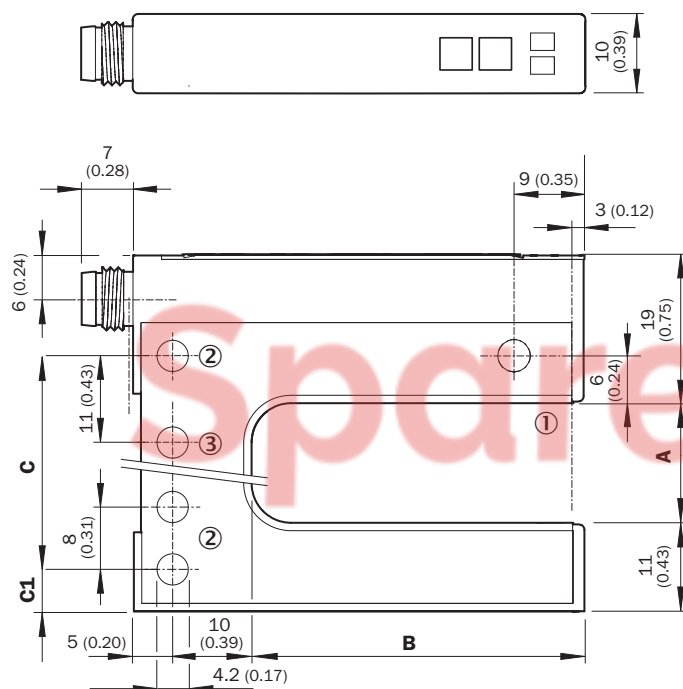
Classifications

ECLASS 5.0	27270909
ECLASS 5.1.4	27270909
ECLASS 6.0	27270909
ECLASS 6.2	27270909
ECLASS 7.0	27270909
ECLASS 8.0	27270909
ECLASS 8.1	27270909
ECLASS 9.0	27270909
ECLASS 10.0	27270909
ECLASS 11.0	27270909
ECLASS 12.0	27270909
ETIM 5.0	EC002720
ETIM 6.0	EC002720
ETIM 7.0	EC002720
ETIM 8.0	EC002720
UNSPSC 16.0901	39121528

Certificates

EU declaration of conformity	✓
UK declaration of conformity	✓
ACMA declaration of conformity	✓
Moroccan declaration of conformity	✓
China RoHS	✓
cULus certificate	✓
Photobiological safety (IEC EN 62471)	✓

Dimensional drawing



Dimensions in mm (inch)

	A Fork width	B Fork depth	C	C1
WF2	2 (0.08)	42/59/95 (1.65/2.32/3.74)	14 (0.55)	5 (0.20)
WF5	5 (0.20)	42/59/95 (1.65/2.32/3.74)	14 (0.55)	6.5 (0.20)
WF15	15 (0.59)	42/59/95 (1.65/2.32/3.74)	27 (1.06)	5 (0.20)
WF30	30 (1.18)	42/59/95 (1.65/2.32/3.74)	42 (1.65)	5 (0.20)
WF50	50 (1.97)	42/59/95 (1.65/2.32/3.74)	51 (2.01)	16 (0.63)
WF80	80 (3.15)	42/59/95 (1.65/2.32/3.74)	81 (3.19)	16 (0.63)
WF120	120 (4.72)	42/59/95 (1.65/2.32/3.74)	121 (4.76)	16 (0.63)

Dimensions in mm (inch)

- ① Optical axis
- ② Mounting hole, Ø 4.2 mm
- ③ WF50/80/120 only

Adjustments Adjustment: teach-in via plus/minus buttons (WFxx-B416)



- ① Function signal indicator (yellow), switching output
- ② Function indicator (red)
- ③ “+”/“-” buttons and function button

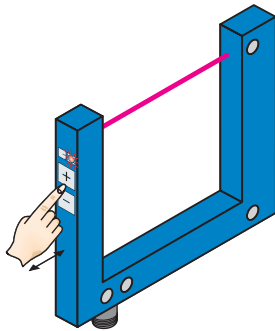
Connection diagram Cd-086



Concept of operation Teach-in via plus/minus buttons (WFxx-B416)

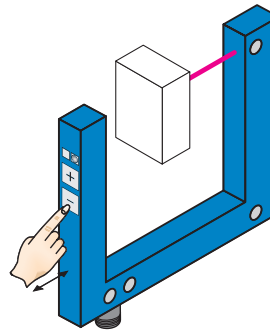
The switching threshold is set automatically. Fine adjustment is possible using the “+”/“–” buttons.

1. No object or substrate in the beam path



Press the “+” and “–” buttons together and hold for 1 second. The red function indicator flashes slowly.





2. Object or label in the beam path



Press the “–” button for 1 second. Red function indicator goes out.



Notes

Material speed = 0 (machine at a standstill).

-  Once teach-in process is complete, the switching threshold can be adjusted at any time using the “+” or “–” button. To make minor adjustments, press the “+” or “–” button once. To configure settings quickly, keep the “+” or “–” button pressed for longer.
-  To configure settings quickly, keep the “+” or “–” button pressed for longer.
-  Press both the “+” and “–” buttons together (3 seconds) to lock the device and prevent unintentional actuation.
-  Press both the “+” and “–” buttons together (6 seconds) to define the switching function (light/dark switching). Standard setting: \bar{Q} = light switching.

Recommended accessories

Other models and accessories → www.sick.com/WF

	Brief description	Type	part no.
connectors and cables			
	<ul style="list-style-type: none"> • Connection type head A: Male connector, M8, 4-pin, straight, A-coded • Description: Unshielded • Connection systems: Screw-type terminals • Permitted cross-section: 0.14 mm² ... 0.5 mm² 	STE-0804-G	6037323
	<ul style="list-style-type: none"> • Connection type head A: Female connector, M8, 4-pin, straight, A-coded • Connection type head B: Flying leads • Signal type: Sensor/actuator cable • Cable: 5 m, 4-wire, PVC • Description: Sensor/actuator cable, unshielded • Application: Zones with chemicals, Uncontaminated zones 	YF8U14-050VA3XLEAX	2095889

SICK AT A GLANCE

SICK is one of the leading manufacturers of intelligent sensors and sensor solutions for industrial applications. A unique range of products and services creates the perfect basis for controlling processes securely and efficiently, protecting individuals from accidents and preventing damage to the environment.

We have extensive experience in a wide range of industries and understand their processes and requirements. With intelligent sensors, we can deliver exactly what our customers need. In application centers in Europe, Asia and North America, system solutions are tested and optimized in accordance with customer specifications. All this makes us a reliable supplier and development partner.

Comprehensive services complete our offering: SICK LifeTime Services provide support throughout the machine life cycle and ensure safety and productivity.

For us, that is “Sensor Intelligence.”

WORLDWIDE PRESENCE:

Contacts and other locations – www.sick.com

SpareCruX