

WF30-40B416

WF

FORK SENSORS

**SICK**  
Sensor Intelligence.



Illustration may differ



### Ordering information

Type	part no.
WF30-40B416	6028453

Other models and accessories → [www.sick.com/WF](http://www.sick.com/WF)

### Detailed technical data

#### Features

<b>Functional principle</b>	Optical detection principle
<b>Dimensions (W x H x D)</b>	10 mm x 60 mm x 57 mm
<b>Fork width</b>	30 mm
<b>Fork depth</b>	42 mm
<b>Light source</b>	LED, Infrared light
<b>Minimum detectable object (MDO)</b>	0.2 mm
<b>Adjustment</b>	Plus/minus button (Teach-in, sensitivity, light/dark switching, key lock)
<b>Teach-in mode</b>	2-point teach-in
<b>Output function</b>	Light/darkswitching, selectable via button
<b>Safety-related parameters</b>	
	MTTF <sub>D</sub> 97 years
	DC <sub>avg</sub> 0 %

#### Electronics

<b>Supply voltage</b>	10 V DC ... 30 V DC
<b>Ripple</b>	< 10 %
<b>Switching frequency</b>	10 kHz
<b>Response time</b>	≤ 100 μs
<b>Stability of response time</b>	± 20 μs
<b>Jitter</b>	40 μs
<b>Switching output</b>	PNP/NPN
<b>Switching output (voltage)</b>	PNP: HIGH = U <sub>V</sub> ≤ 2 V / LOW approx. 0 V

<sup>1)</sup> Reference voltage DC 50 V.

<b>Switching mode</b>	NPN: HIGH = approx. $U_V$ / LOW $\leq 2$ V
<b>Output current <math>I_{max}</math></b>	Light/dark switching 100 mA
<b>Protection class</b>	III <sup>1)</sup>
<b>Circuit protection</b>	$U_V$ connections, reverse polarity protected Output Q short-circuit protected Interference pulse suppression
<b>Connection type</b>	Male connector M8, 4-pin

<sup>1)</sup> Reference voltage DC 50 V.

## Mechanics

<b>Housing material</b>	Aluminum
<b>Weight</b>	Approx. 36 g ... 160 g <sup>1)</sup>

<sup>1)</sup> Depending on fork width.

## Ambient data

<b>Ambient operating temperature</b>	-20 °C ... +60 °C <sup>1)</sup>
<b>Ambient temperature, storage</b>	-30 °C ... +80 °C
<b>Ambient light immunity</b>	$\leq 10,000$ lx
<b>Shock load</b>	According to EN 60068-2-27
<b>Enclosure rating</b>	IP65
<b>UL File No.</b>	NRKH.E191603

<sup>1)</sup> Do not bend below 0 °C.

## Classifications

<b>ECLASS 5.0</b>	27270909
<b>ECLASS 5.1.4</b>	27270909
<b>ECLASS 6.0</b>	27270909
<b>ECLASS 6.2</b>	27270909
<b>ECLASS 7.0</b>	27270909
<b>ECLASS 8.0</b>	27270909
<b>ECLASS 8.1</b>	27270909
<b>ECLASS 9.0</b>	27270909
<b>ECLASS 10.0</b>	27270909
<b>ECLASS 11.0</b>	27270909
<b>ECLASS 12.0</b>	27270909
<b>ETIM 5.0</b>	EC002720
<b>ETIM 6.0</b>	EC002720
<b>ETIM 7.0</b>	EC002720
<b>ETIM 8.0</b>	EC002720
<b>UNSPSC 16.0901</b>	39121528



Adjustments Adjustment: teach-in via plus/minus buttons (WFxx-B416)



- ① Function signal indicator (yellow), switching output
- ② Function indicator (red)
- ③ “+”/“-” buttons and function button

Connection diagram Cd-086

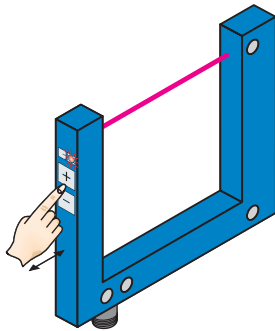


SpareCruX

Concept of operation Teach-in via plus/minus buttons (WFxx-B416)

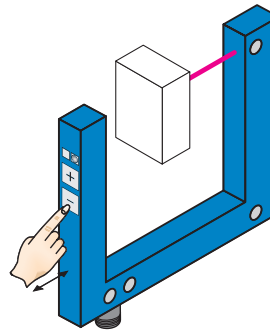
The switching threshold is set automatically. Fine adjustment is possible using the “+”/“–” buttons.

**1. No object or substrate in the beam path**



Press the “+” and “–” buttons together and hold for 1 second. The red function indicator flashes slowly.





**2. Object or label in the beam path**



Press the “–” button for 1 second. Red function indicator goes out.



**Notes**

Material speed = 0 (machine at a standstill).

-  Once teach-in process is complete, the switching threshold can be adjusted at any time using the “+” or “–” button. To make minor adjustments, press the “+” or “–” button once. To configure settings quickly, keep the “+” or “–” button pressed for longer.
-  To configure settings quickly, keep the “+” or “–” button pressed for longer.
-  Press both the “+” and “–” buttons together (3 seconds) to lock the device and prevent unintentional actuation.
-  Press both the “+” and “–” buttons together (6 seconds) to define the switching function (light/dark switching). Standard setting:  $\bar{Q}$  = light switching.

**Recommended accessories**

Other models and accessories → [www.sick.com/WF](http://www.sick.com/WF)

	Brief description	Type	part no.
connectors and cables			
	<ul style="list-style-type: none"> <li>• <b>Connection type head A:</b> Male connector, M8, 4-pin, straight, A-coded</li> <li>• <b>Description:</b> Unshielded</li> <li>• <b>Connection systems:</b> Screw-type terminals</li> <li>• <b>Permitted cross-section:</b> 0.14 mm<sup>2</sup> ... 0.5 mm<sup>2</sup></li> </ul>	STE-0804-G	6037323
	<ul style="list-style-type: none"> <li>• <b>Connection type head A:</b> Female connector, M8, 4-pin, straight, A-coded</li> <li>• <b>Connection type head B:</b> Flying leads</li> <li>• <b>Signal type:</b> Sensor/actuator cable</li> <li>• <b>Cable:</b> 5 m, 4-wire, PVC</li> <li>• <b>Description:</b> Sensor/actuator cable, unshielded</li> <li>• <b>Application:</b> Zones with chemicals, Uncontaminated zones</li> </ul>	YF8U14-050VA3XLEAX	2095889

## SICK AT A GLANCE

SICK is one of the leading manufacturers of intelligent sensors and sensor solutions for industrial applications. A unique range of products and services creates the perfect basis for controlling processes securely and efficiently, protecting individuals from accidents and preventing damage to the environment.

We have extensive experience in a wide range of industries and understand their processes and requirements. With intelligent sensors, we can deliver exactly what our customers need. In application centers in Europe, Asia and North America, system solutions are tested and optimized in accordance with customer specifications. All this makes us a reliable supplier and development partner.

Comprehensive services complete our offering: SICK LifeTime Services provide support throughout the machine life cycle and ensure safety and productivity.

For us, that is “Sensor Intelligence.”

### WORLDWIDE PRESENCE:

Contacts and other locations – [www.sick.com](http://www.sick.com)

SpareCruX