

# IM30-10BUS-ZU0

IMW

INDUCTIVE PROXIMITY SENSORS

**SICK**  
Sensor Intelligence.



### Ordering information

Type	part no.
IM30-10BUS-ZU0	7902126

**Included in delivery:** BEF-MU-M30 (1)

Other models and accessories → [www.sick.com/IMW](http://www.sick.com/IMW)

Illustration may differ



### Detailed technical data

#### Features

<b>Housing</b>	Metric
<b>Housing</b>	Standard design
<b>Thread size</b>	M30 x 1.5
<b>Diameter</b>	Ø 30 mm
<b>Sensing range <math>S_n</math></b>	10 mm
<b>Safe sensing range <math>S_a</math></b>	8.1 mm
<b>Installation type</b>	Flush
<b>Switching frequency</b>	25 Hz <sup>1)</sup> 50 Hz <sup>2)</sup>
<b>Connection type</b>	Cable, 2-wire, 2 m
<b>Output function</b>	NO
<b>Electrical wiring</b>	AC/DC 2-wire
<b>Enclosure rating</b>	IP67 <sup>3)</sup>
<b>Items supplied</b>	Mounting nut, brass, nickel-plated (2x)

<sup>1)</sup> AC.

<sup>2)</sup> DC.

<sup>3)</sup> According to EN 60529.

Mechanics/electronics

<b>Supply voltage</b>	20 V AC/DC ... 250 V AC/DC
<b>Voltage drop</b>	≤ 6.5 V AC, ≤ 6 V DC
<b>Time delay before availability</b>	≤ 8 ms
<b>Hysteresis</b>	1 % ... 15 %
<b>Reproducibility</b>	≤ 10 % <sup>1)</sup> 2) 3)
<b>Temperature drift (of S<sub>r</sub>)</b>	± 10 %
<b>EMC</b>	According to EN 60947-5-2 As per EN 55011, class B
<b>Continuous current I<sub>a</sub></b>	≤ 350 mA <sup>4)</sup> ≤ 250 mA <sup>5)</sup> ≤ 100 mA <sup>6)</sup>
<b>Off-state current</b>	≤ 2.5 mA (AC 250 V) ≤ 1.3 mA (AC 110 V) ≤ 0.8 mA (DC 24 V)
<b>Minimum load current</b>	≥ 5 mA
<b>Short-time withstand current</b>	2.2 A <sup>7)</sup>
<b>Cable material</b>	PUR/PVC
<b>Conductor size</b>	0.5 mm <sup>2</sup>
<b>Short-circuit protection</b>	<sup>8)</sup>
<b>Power-up pulse protection</b>	✓
<b>Shock and vibration resistance</b>	30 g, 11 ms / 10 ... 55 Hz, 1 mm
<b>Ambient operating temperature</b>	-25 °C ... +70 °C
<b>Housing material</b>	Brass, nickel-plated
<b>Sensing face material</b>	Plastic, PBT
<b>Housing length</b>	81 mm
<b>Thread length</b>	59 mm
<b>Tightening torque, max.</b>	≤ 50 Nm
<b>Protection class</b>	II
<b>Rated insulation voltage U<sub>i</sub></b>	250 V AC
<b>Usage category</b>	AC-140 <sup>9)</sup> DC-13 <sup>10)</sup>
<b>Contamination rating</b>	3

1) Supply voltage U<sub>B</sub> and constant ambient temperature T<sub>a</sub>.

2) Of S<sub>r</sub>.

3) Repeatability (T<sub>a</sub> not constant).

4) AC (+50 °C).

5) AC (+80 °C).

6) DC.

7) 20 ms / 0.5 Hz.

8) Miniature fuse to IEC 60217-2 Sheet 1, ≤ 2 A (quick-blow).

9) Control of small electromagnetic loads with holding currents < 200 mA.

10) Control of solenoids.

<b>Rated impulse withstand voltage</b>	4 kV
----------------------------------------	------

- 1) Supply voltage  $U_B$  and constant ambient temperature  $T_a$ .
- 2) Of Sr.
- 3) Repeatability ( $T_a$  not constant).
- 4) AC (+50 °C).
- 5) AC (+80 °C).
- 6) DC.
- 7) 20 ms / 0.5 Hz.
- 8) Miniature fuse to IEC 60217-2 Sheet 1,  $\leq 2$  A (quick-blow).
- 9) Control of small electromagnetic loads with holding currents  $< 200$  mA.
- 10) Control of solenoids.

Safety-related parameters

<b>MTTF<sub>D</sub></b>	971 years
<b>DC<sub>avg</sub></b>	0 %
<b>T<sub>M</sub> (mission time)</b>	20 years

Reduction factors

<b>Note</b>	The values are reference values which may vary
<b>Stainless steel (V2A, 304)</b>	Approx. 0.8
<b>Aluminum (Al)</b>	Approx. 0.45
<b>Copper (Cu)</b>	Approx. 0.4

Installation note

<b>Remark</b>	Associated graphic see "Installation"
<b>A</b>	0 mm
<b>B</b>	30 mm
<b>C</b>	30 mm
<b>D</b>	30 mm
<b>E</b>	0 mm
<b>F</b>	80 mm

Certificates


<b>EU declaration of conformity</b>	✓
<b>UK declaration of conformity</b>	✓
<b>ACMA declaration of conformity</b>	✓
<b>Moroccan declaration of conformity</b>	✓
<b>China RoHS</b>	✓
<b>CCC certificate</b>	✓

Classifications

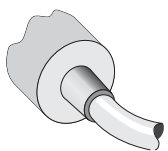
<b>ECLASS 5.0</b>	27270101
<b>ECLASS 5.1.4</b>	27270101
<b>ECLASS 6.0</b>	27270101
<b>ECLASS 6.2</b>	27270101
<b>ECLASS 7.0</b>	27270101
<b>ECLASS 8.0</b>	27270101

<b>ECLASS 8.1</b>	27270101
<b>ECLASS 9.0</b>	27270101
<b>ECLASS 10.0</b>	27270101
<b>ECLASS 11.0</b>	27270101
<b>ECLASS 12.0</b>	27274001
<b>ETIM 5.0</b>	EC002714
<b>ETIM 6.0</b>	EC002714
<b>ETIM 7.0</b>	EC002714
<b>ETIM 8.0</b>	EC002714
<b>UNSPSC 16.0901</b>	39122230

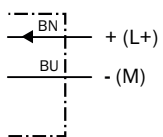
Installation note Flush installation



Connection type

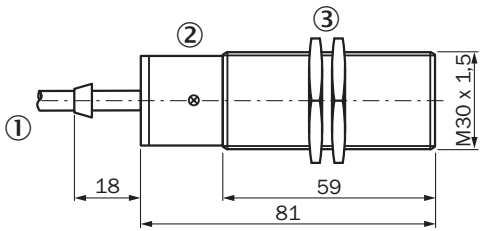


Connection diagram Cd-121



Miniature fuse to IEC60127-2 sheet 1, ≤ 2 A (fast acting)

Dimensional drawing IM30, AC/DC 2-wire, cable, flush






Dimensions in mm (inch)

- ① Connection
- ② Display LED
- ③ Fastening nuts (2x); width across 36, metal

Recommended accessories

Other models and accessories → [www.sick.com/IMW](http://www.sick.com/IMW)

	Brief description	Type	part no.
<b>Mounting systems</b>			
	<ul style="list-style-type: none"> <li><b>Description:</b> Mounting bracket for M30 sensors</li> <li><b>Material:</b> Steel</li> <li><b>Details:</b> Steel, zinc coated</li> <li><b>Items supplied:</b> Without mounting hardware</li> </ul>	BEF-WN-M30	5308445
	<ul style="list-style-type: none"> <li><b>Description:</b> Mounting plate for M30 sensors</li> <li><b>Material:</b> Steel</li> <li><b>Details:</b> Steel, zinc coated</li> <li><b>Items supplied:</b> Without mounting hardware</li> </ul>	BEF-WG-M30	5321871
	<ul style="list-style-type: none"> <li><b>Description:</b> Plate N10 for universal clamp bracket, M30</li> <li><b>Material:</b> Steel, zinc diecast</li> <li><b>Details:</b> Zinc plated steel (sheet), Zinc die cast (clamping bracket)</li> <li><b>Items supplied:</b> Universal clamp (5322626), mounting hardware</li> <li><b>Usable for:</b> M30 round sensors</li> </ul>	BEF-KHS-N10	2062372

## SICK AT A GLANCE

SICK is one of the leading manufacturers of intelligent sensors and sensor solutions for industrial applications. A unique range of products and services creates the perfect basis for controlling processes securely and efficiently, protecting individuals from accidents and preventing damage to the environment.

We have extensive experience in a wide range of industries and understand their processes and requirements. With intelligent sensors, we can deliver exactly what our customers need. In application centers in Europe, Asia and North America, system solutions are tested and optimized in accordance with customer specifications. All this makes us a reliable supplier and development partner.

Comprehensive services complete our offering: SICK LifeTime Services provide support throughout the machine life cycle and ensure safety and productivity.

For us, that is “Sensor Intelligence.”

### WORLDWIDE PRESENCE:

Contacts and other locations – [www.sick.com](http://www.sick.com)

SpareCruX